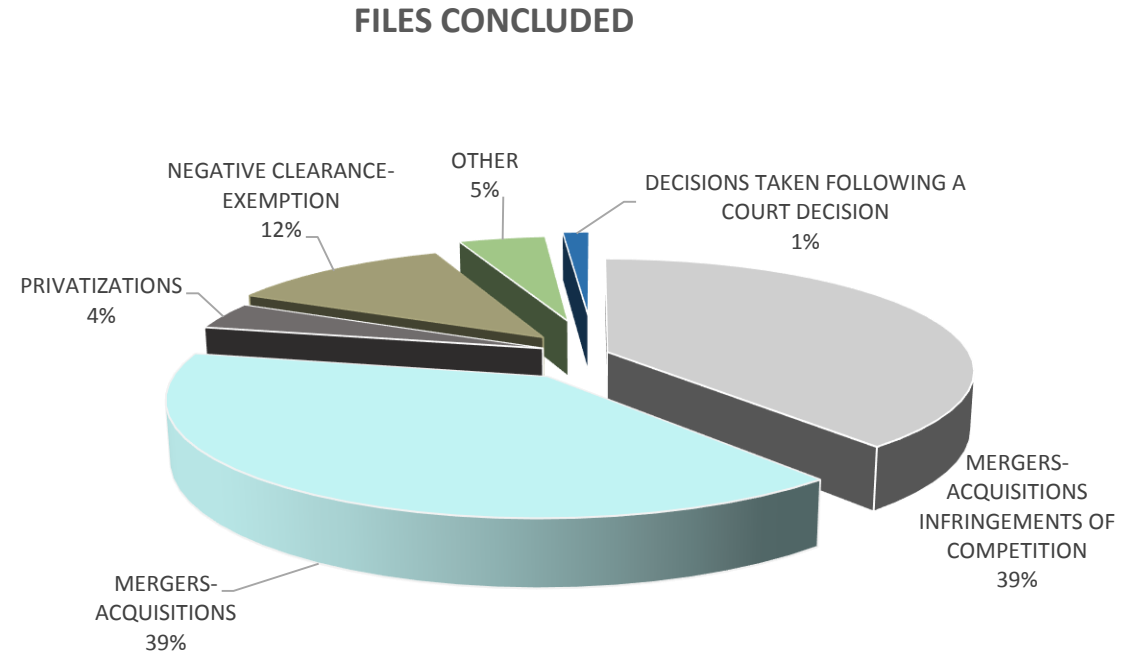


DISTRIBUTION OF BOARD DECISIONS ACCORDING TO SCOPE, NATURE and RESULTS-1 (JANUARY-DECEMBER 2013)

NATURE OF CONCLUDED FILES	
Infringements of Competition	191
Mergers-Acquisitions	194
Privatizations	19
Negative Clearance-Exemption	58
Other	23
Decisions Taken Following a Court Decision	7
TOTAL	492



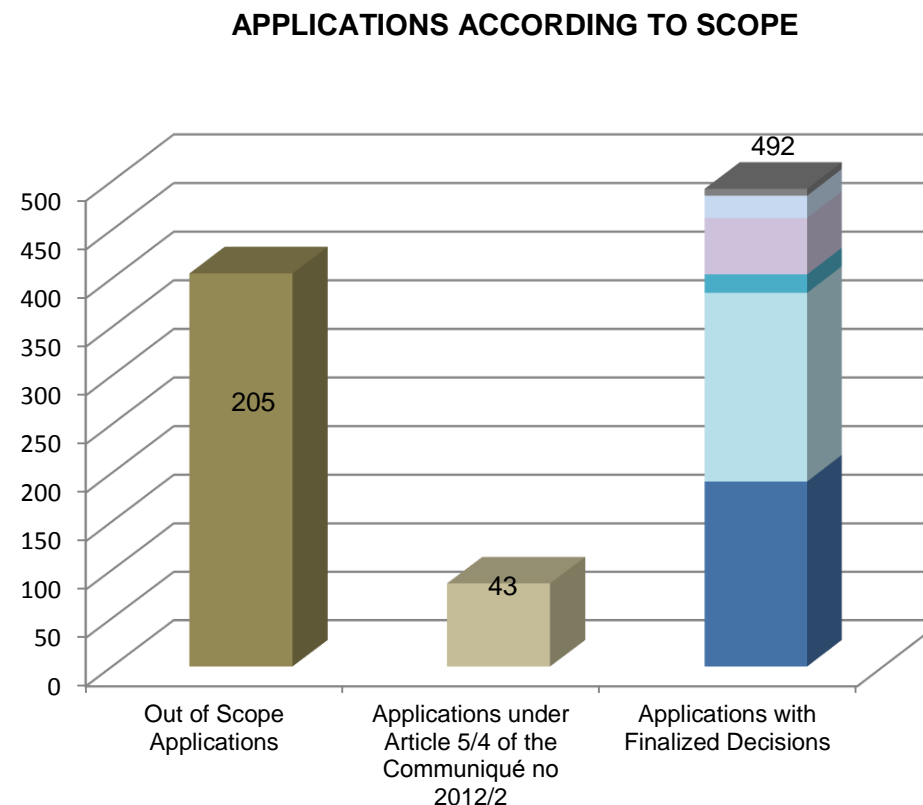
DISTRIBUTION OF BOARD DECISIONS ACCORDING TO SCOPE, NATURE and RESULTS-2 (JANUARY-DECEMBER 2013)

INFRINGEMENT OF COMPETITION DECISIONS - ACCORDING TO OUTCOME	
Rejected	142
Fined	14
Opinion Rendered (4054/9-3)	35
TOTAL	191

INFRINGEMENT OF COMPETITION DECISIONS - ACCORDING TO SCOPE OF ARTICLE	
Article 4	117
Article 6	57
Articles 4 and 6	17
TOTAL	191

INFRINGEMENT OF COMPETITION DECISIONS – ACCORDING TO ARTICLE 4 HORIZONTAL/VERTICAL DISTINCTION (*)	
Horizontal	67
Vertical	63
Mixed	4
TOTAL	134

(*) Also includes the distinction concerning 17 decisions which were examined under both article 4 and article 6.

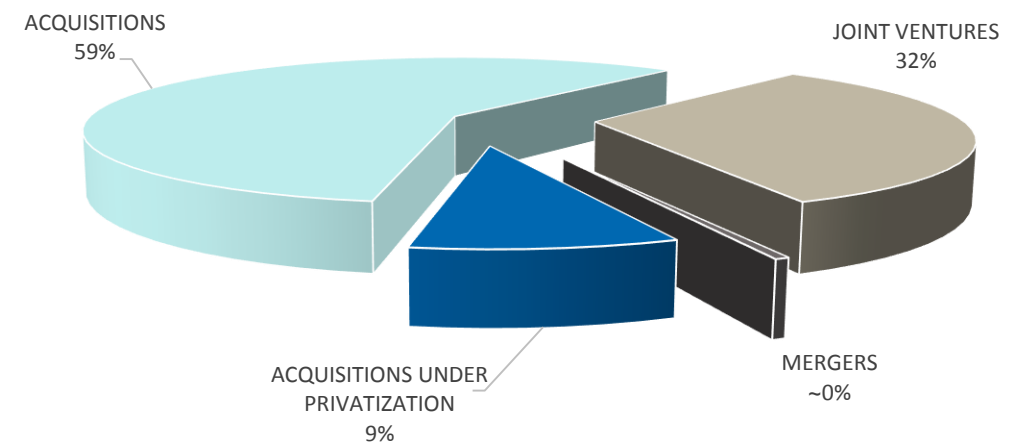


DISTRIBUTION OF BOARD DECISIONS ACCORDING TO SCOPE, NATURE and RESULTS-3 (JANUARY-DECEMBER 2013)

MERGERS/ACQUISITIONS ACCORDING TO THEIR NATURE	
Acquisitions	125
Joint Ventures	68
Mergers	1
Acquisitions Under Privatization	19
TOTAL	213

MERGERS/ACQUISITIONS ACCORDING TO THEIR OUTCOME	
Authorized	162
Authorized subject to conditions	—
Not Authorized	—
Out of Scope/Not Subject to Authorization	51
TOTAL	213

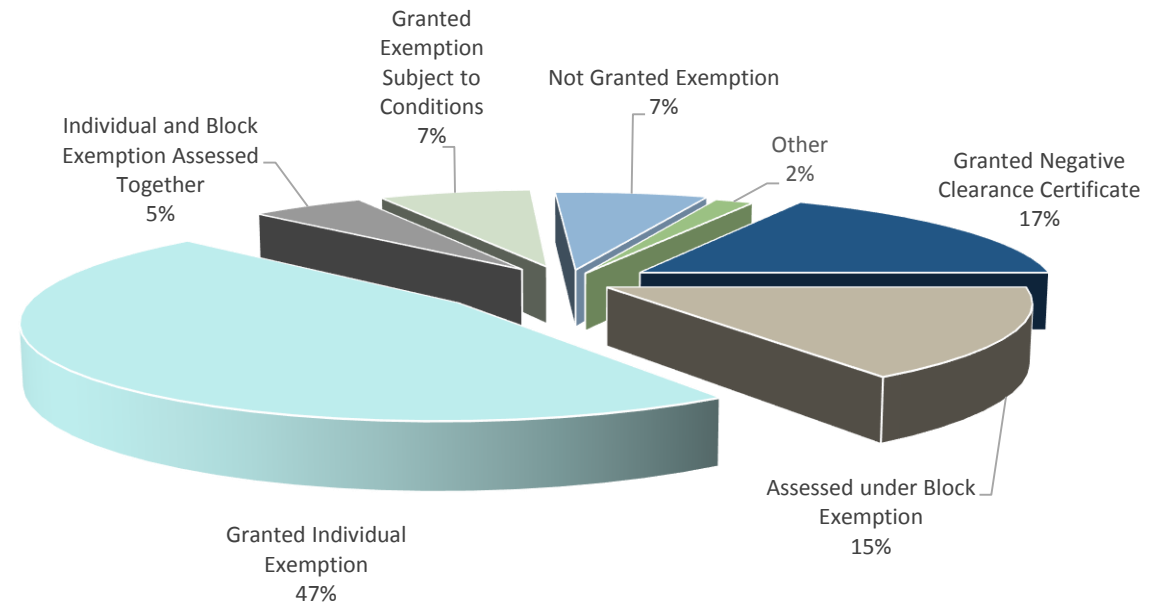
MERGERS/ACQUISITIONS ACCORDING TO THEIR NATURE



DISTRIBUTION OF BOARD DECISIONS ACCORDING TO SCOPE, NATURE and RESULTS-4 (JANUARY-DECEMBER 2013)

NEGATIVE CLEARANCE/EXEMPTION APPLICATIONS ACCORDING TO THEIR OUTCOME	
Assessed Under Block Exemption	9
Granted Individual Exemption	27
Individual and Block Exemption Assessed Together	3
Granted Exemption Subject to Conditions	4
Not Granted Exemption	4
Granted Negative Clearance	10
Other	1
TOTAL	58

NEGATIVE CLEARANCE/EXEMPTION APPLICATIONS ACCORDING TO THEIR OUTCOME



INVESTIGATIONS-1 (JANUARY-DECEMBER 2013)

ONGOING INVESTIGATIONS	
Subject/Undertaking	Sector
1- Tüpraş-Opet	Petroleum, Petrochemistry and Petroleum Products
2- TTAŞ	Information and Communications Technology Products and Services
3- Mey İçki	Food, Agriculture, Forestry, Fishery, Stockbreeding
4- Aksaray Driving Courses	Education
5- TTAŞ (in response to Council of State Decision)	Information and Communications Technology Products and Services
6- White Cement	Construction Services and Equipment
7- 3M (in response to Council of State Decision)	Other
8- Yeast	Food, Agriculture, Forestry, Fishery, Stockbreeding
9- Kırıkkale Driving Courses	Education
10- Didim Bakeries	Food, Agriculture, Forestry, Fishery, Stockbreeding
11- Turkcell	Information and Communications Technology Products and Services
12- Turkish Airlines	Transport, Vehicle and Services
13- Renault Trucks	Transport, Vehicle and Services
14- Tokat Private Courses	Education
15- Aksaray Bakeries	Food, Agriculture, Forestry, Fishery, Stockbreeding
16- Aegean Region Driving Courses Association	Education
17- Tekhnelogos	Information and Communications Technology Products and Services
18- Kahramanmaraş Driving Courses	Education
19- TTAŞ-Eser Telekom (in response to Council of State Decision)	Information and Communications Technology Products and Services
20- Termopet	Petroleum, Petrochemistry and Petroleum Products
21- Sakarya Driving Courses	Education

INVESTIGATIONS-2 (JANUARY-DECEMBER 2013)

CONCLUDED INVESTIGATIONS
Subject/Undertaking
1- Waste Paper
2- Bank
3- Bartın Driving Courses
4- Biletix
5- Çorum Building Inspection Firms
6- Erzincan Ready-Mixed Concrete Producers
7- Fethiye Driving Courses
8- Frito Lay
9- İstanbul Hyundai Dealers
10- Karadeniz Ro Ro
11- Konya, As, Göltaş and Denizli Cement
12- Konya Association of Goldsmiths and Jewelers
13- Linde Gaz-Yalızlar-Orsez
14- Med Marine
15- Microsoft
16- Nevşehir Driving Courses
17- Samsun Driving Courses
18- Turkcell
19- TFF-Digitürk
20- Volkan Turizm
21- TTNET-TTAŞ
Concluded (January- December) : 21
Concluded (1998- 2013) : 210

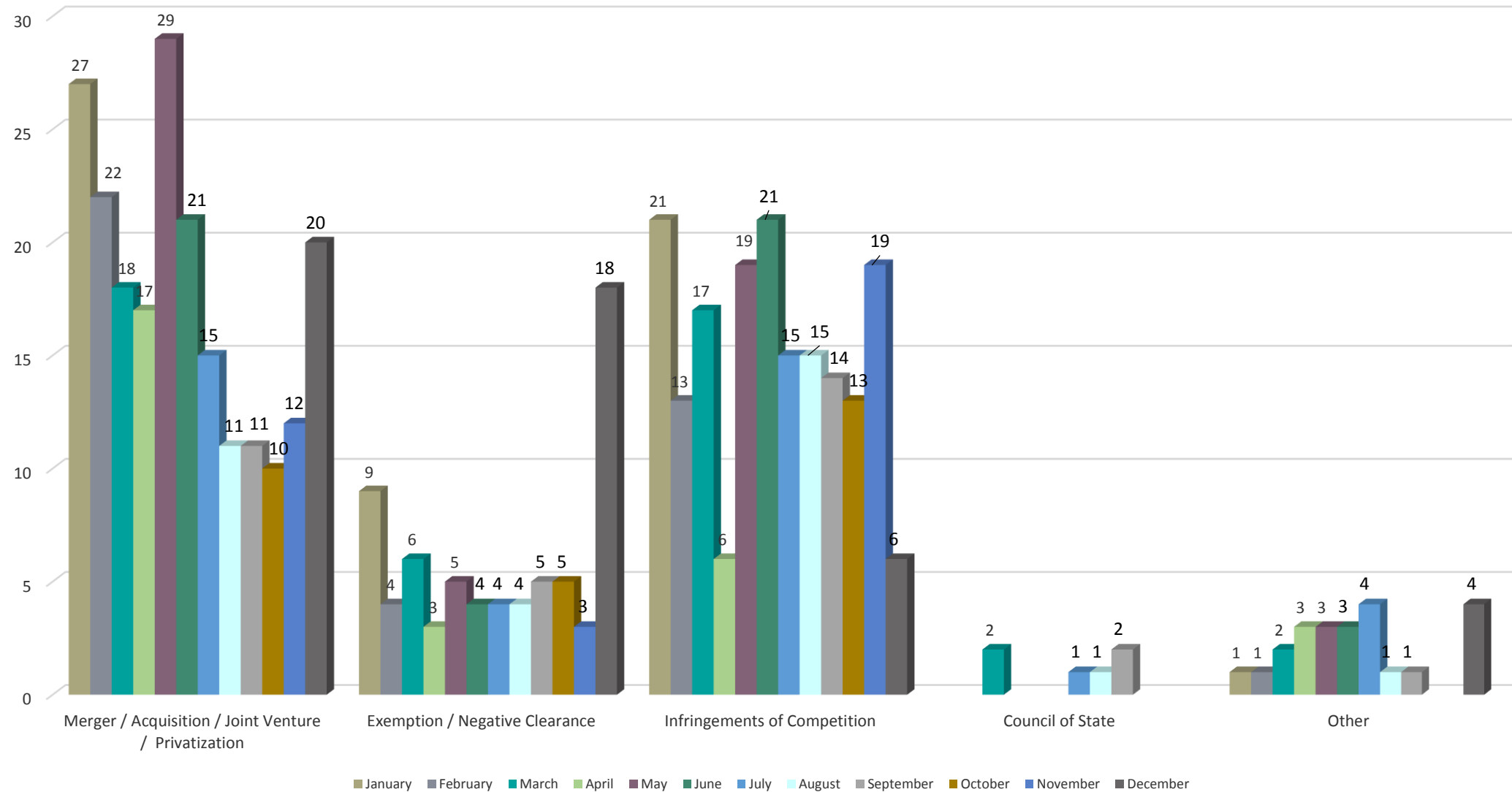
SECTORAL DISTRIBUTION OF CONCLUDED INVESTIGATIONS	
Sector	Number
Information and Communications Technology Products and Services	3
Environment, Water Supply, Sewerage System, Waste Management and Improvement Services	1
Education	4
Food, Agriculture, Forestry, Fishery, Stockbreeding	1
Construction Services and Equipment	2
Chemical Products	1
Culture, Art, Entertainment, Recreation and Sports	1
Media	1
Professional, Scientific and Technical Activities	1
Jewelry	1
Capital Market, Finance and Insurance Services	1
Transport, Vehicle and Services	4
Concluded (January-December)	21

ADMINISTRATIVE FINES IMPOSED (JANUARY-DECEMBER 2013)

ADMINISTRATIVE FINES (Article 16/3)	
Substantive	1.187.220.597,35
Substantive Following Court Decision	94.744.265,05
TOTAL	1.281.964.862,40

ADMINISTRATIVE FINES (Article 16/3)	
Imposed As A Result of Implementation of Mergers and Acquisitions Subject to Authorization without Board Authorization	242.813,48
Imposed As A Result of Hindrance of On-The-Spot Inspections	15.540.500,87
Imposed As A Result of Submission of False or Misleading Information or Documents	352.664,04
TOTAL	16,135,978.39

DISTRIBUTION OF BOARD DECISIONS ACCORDING TO MONTHS (JANUARY-DECEMBER 2013)



DISTRIBUTION OF BOARD DECISIONS ACCORDING TO SECTORS (JANUARY-DECEMBER 2013)

Sectors	COMPETITION INFRINGEMENT	EXEMPTION/ NEGATIVE CLEARANCE	MERGER- ACQUISITION- PRIVATIZATION	IN RESPONSE TO COURT DECISIONS	OTHER	TOTAL
White Goods, Furniture, Electrical Home Appliances	2		1			3
Inform. and Comm. Tech. Products and Services	18	1	14	1	6	40
Glass and Glass Products		2				2
Environ., Wat. Supp., Sewerage Sys. Waste Man. and Improve. Serv.	2	2	1			5
Iron, Steel and Other Metals	1		6	1		8
Other	3		2			5
Education	11				1	12
Electric products, Electronic products	1	1	8			10
Electricity, Gas, Steam Production and Distribution	3		19			22
Energy (Electricity-Gas-Water)			4			4
Activities related to real estate		1	3			4
Food, Agriculture, Forestry, Fishery, Stockbreeding	24	7	29	1	1	62
Medicine, Health Services and Products	9	12	16	2		39
Construction Services and Equipment	12	2	10			24
Paper and Paper Products			2			2
Stationery and Office Machines	1					1
Chemical Products	3		10			13
Culture, Art, Entertainment, Recreation and Sports	3		2		2	7
Logistics and Storage	2		2			4
Mining		1	2			3
Machine and Equipment Manufacturing	3		16			19
Media	3		8		1	12
Professional, Scientific and Technical Activities	6		3			9
Jewelry	3					3
Petroleum, Petrochemistry and Petroleum Products	37	10	7		9	63
Advertising			2			2
Capital Market, Finance and Insurance Services	13	11	10			34
Agricultural Drugs and Fertilizers		1				1
Textile and Ready-made Clothing		1	7			8
Tourism, Accommodation and Catering Services	3		7			10
Transport, Vehicle and Services	28	6	22	2	3	61
TOTAL	191	58	213	7	23	492