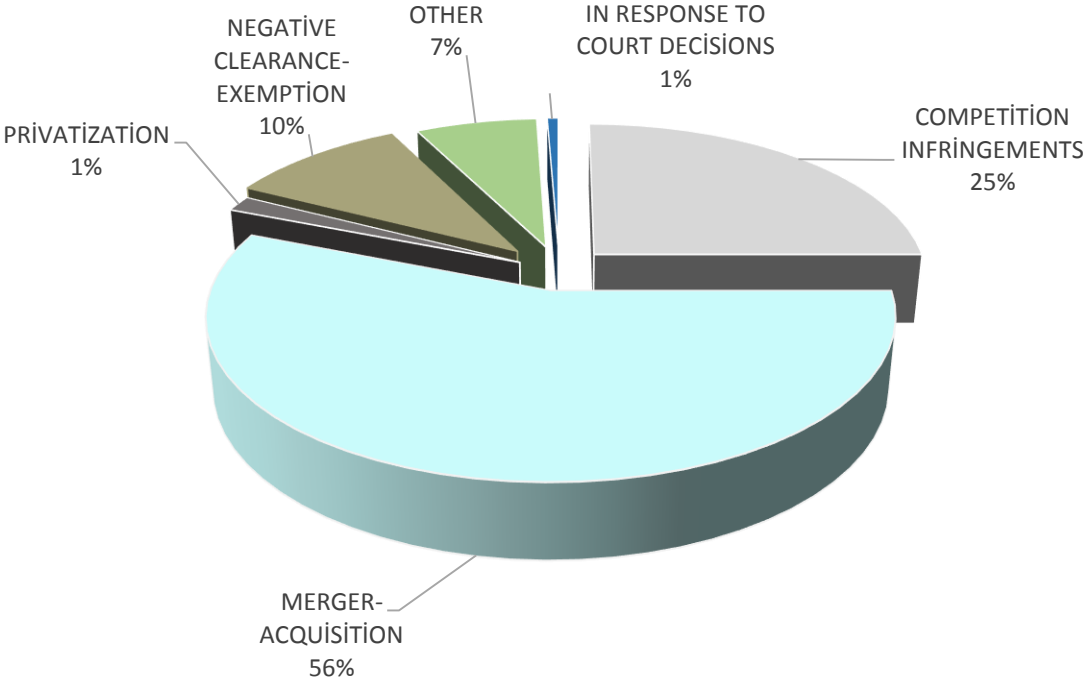


DISTRIBUTION OF BOARD DECISIONS BY SCOPE, NATURE and OUTCOME-1 (JANUARY-DECEMBER 2017)

Infringements of Competition	80
Mergers-Acquisitions	179
Privatizations	5
Negative Clearance-Exemption	32
Other	22
Decisions Taken Following a Court Decision	2
TOTAL	320



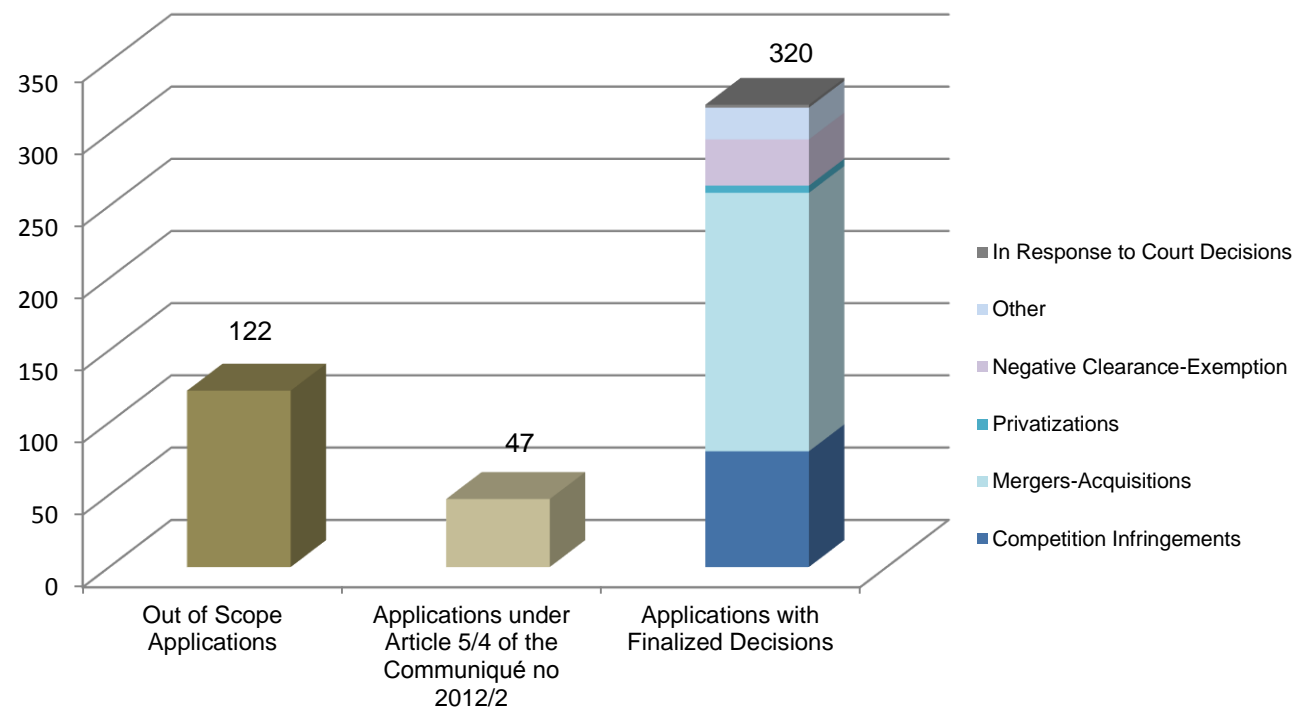
DISTRIBUTION OF BOARD DECISIONS BY SCOPE, NATURE and OUTCOME-2 (JANUARY-DECEMBER 2017)

INFRINGEMENT OF COMPETITION DECISIONS - BY OUTCOME	
Rejected	69
Fined	7
Opinion Rendered (4054/9-3)	4
TOTAL	80

INFRINGEMENT OF COMPETITION DECISIONS - BY SCOPE OF ARTICLE	
Article 4	37
Article 6	29
Articles 4 and 6	13
Articles 4, 6 and 7	1
TOTAL	80

INFRINGEMENT OF COMPETITION DECISIONS – BY ARTICLE 4-HORIZONTAL/VERTICAL DISTINCTION (*)	
Horizontal	35
Vertical	15
Mixed	-
TOTAL	50

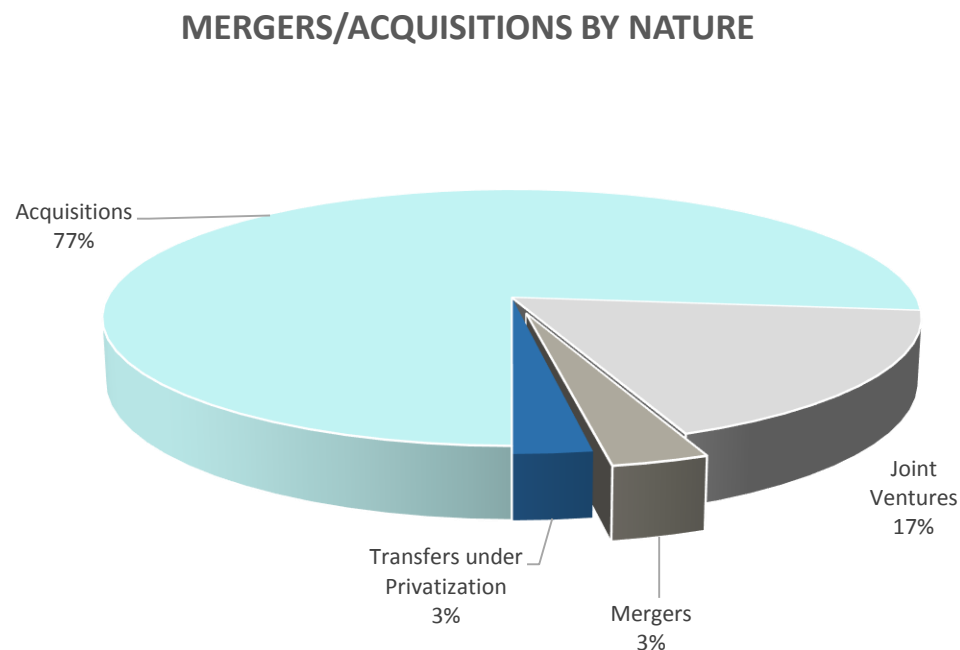
APPLICATIONS BY SCOPE



DISTRIBUTION OF BOARD DECISIONS BY SCOPE, NATURE and OUTCOME-3 (JANUARY-DECEMBER 2017)

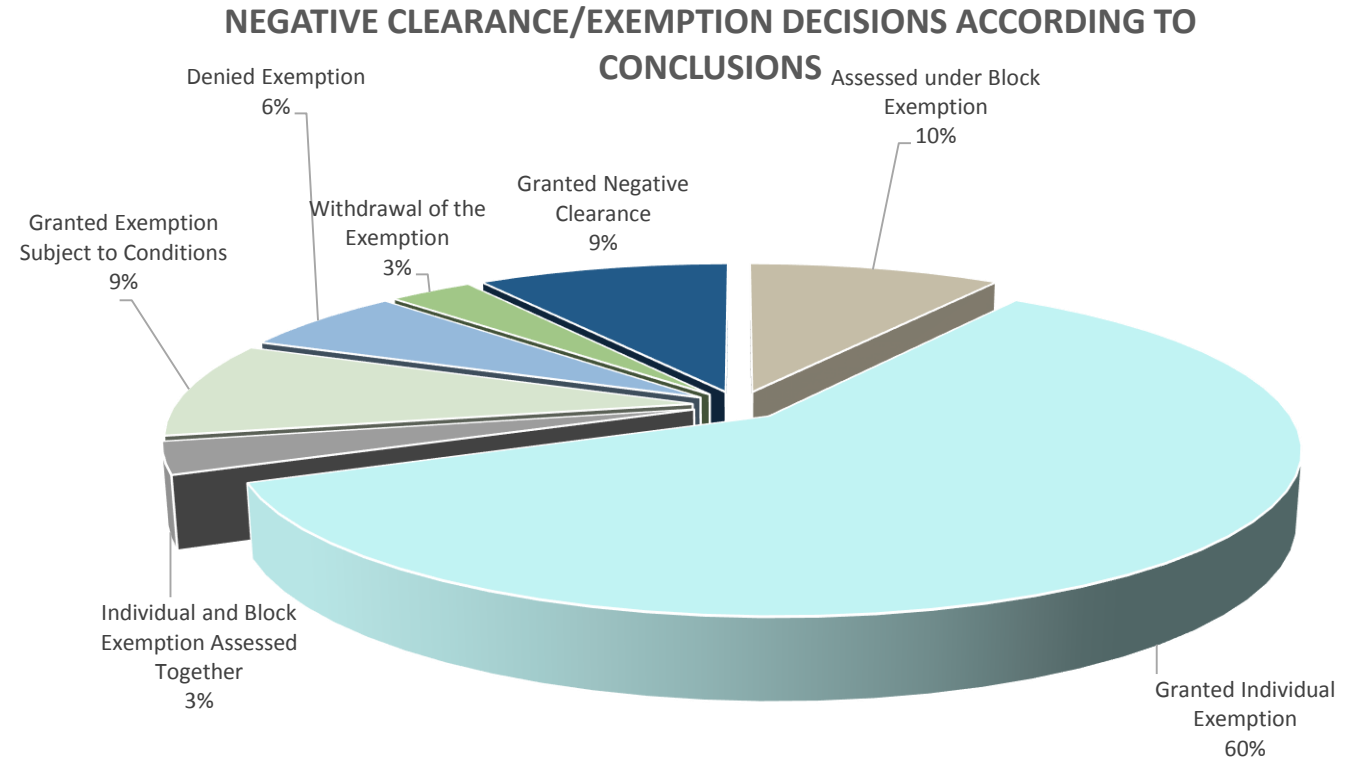
MERGERS/ACQUISITIONS BY NATURE	
Acquisitions	141
Joint Ventures	32
Mergers	6
Acquisitions under Privatization	5
TOTAL	184

MERGERS/ACQUISITIONS BY OUTCOME	
Authorized	150
Authorized Subject to Conditions	2
Not Authorized	1
Other	1
Out of Scope/Not Subject to Authorization	30
TOTAL	184



DISTRIBUTION OF BOARD DECISIONS BY SCOPE, NATURE and OUTCOME-4 (JANUARY-DECEMBER 2017)

NEGATIVE CLEARANCE/EXEMPTION DECISIONS BY OUTCOME	
Assessed under Block Exemption	3
Granted Individual Exemption	19
Granted Exemption Subject to Conditions	3
Individual and Block Exemption Assessed Together	1
Denied Exemption	2
Withdrawal of the Exemption	1
Granted Negative Clearance	3
TOTAL	32



INVESTIGATIONS (JANUARY-DECEMBER 2017)

CONCLUDED INVESTIGATIONS
Subject/Undertaking
BOOKİNG.COM
MEY İÇKİ
LUXOTTICA
ASLANLAR METAL
BOTAŞ (In Response to Court Decision)
TEB-7 Ecza Deposu (In Response to Court Decision)
TRAFFIC INSURANCE
VOLKAN METRO
MUSIC PROFESSIONALS ASSOCIATIONS
İZMİR READY-MIX CONCRETE
KARDEMİR-YOLBULAN (In Response to Court Decision)
LÜLEBURGAZ BUS TERMINAL
MEY İÇKİ
BANKS PROVIDING CORPORATE LOANS
BURDUR MECHANICAL ENGINEERS
TRAKYA CAM
In Response to Court Decision : 16
Sonuçlanan (1998- December 2017) : 272

SECTORAL DISTRIBUTION OF CONCLUDED INVESTIGATIONS	
Sector	Total
Glass and Glass Products	2
Iron, Steel and Other Metals	1
Energy	1
Finance	1
Medicine, Health and Medical Goods	2
Construction	1
Culture, Art, Entertainment and Sports	1
Professional, Scientific and Technical Activities	1
Insurance	1
Tourism and Accomodation	1
Tobacco and Alcoholic Beverages	2
Transport, Vehicles and Services	2
Concluded (January-December 2017)	16

ADMINISTRATIVE FINES IMPOSED (JANUARY-DECEMBER 2017)

ADMINISTRATIVE FINES (TL)	
On Substance Under Article 16/3	199,430,270.21
On Substance Following Court Decisions (under 16/3)	3,836,091.53
On Procedure Under Article 16/1-c	36,754.00
On Procedure Under Article 16/1-d	3,225,408.55
TOTAL (TL)	206,528,524.29

DISTRIBUTION OF BOARD DECISIONS BY SECTOR (JANUARY-DECEMBER 2017)

SECTORS	COMPETITION INFRINGEMENT	EXEMPTION/ NEGATIVE CLEARANCE	MERGER/ACQUISITION /PRIVATIZATION	IN RESPONSE TO COURT DECISIONS	OTHER	TOTAL
White Goods and Furniture	2		1			3
Information and Communications Technologies	8	2	13	1	2	26
Glass and Glass Products	2	1	1			4
Environment and Waste Management		2	2			4
Iron, Steel and Other Metals	2		4			6
Other	2		4		1	7
Education					1	1
Electronic Products	2		2			4
Energy	4		22		1	27
Finance	2	7	5		4	18
Real estate activities			5			5
Food, Agriculture, Forestry, Fishery, Stockbreeding	11	2	26	1		40
Medicine, Health and Medical Goods	9	8	13		3	33
Construction	7	1	5		1	14
Paper and Paper Products			2			2
Chemical Products			14		1	15
Stationery and Office Machines						
Small Domestic Appliances						
Culture, Art, Entertainment and Sports	2					2
Logistics and Storage	1		11			12
Mining						
Machinery and Equipment	3		13			16
Media and Advertisement		2	3		1	6
Professional, Scientific and Technical Activities	2		2			4
Jewellery						
Petroleum and Petrochemistry	5	1	5		2	13
Post						
Defense Industry						
Insurance	4	3	3			10
Agricultural Drugs and Fertilizers						
Textile and Ready-made Clothing	2		7			9
Tourism and Accomodation	1		6		1	8
Tobacco and Alcoholic Beverages	2	3	1			6
Transport, Vehicles and Services	6		14		3	23
Food and Beverage Services	1				1	2
TOTAL	80	32	184	2	22	320

DISTRIBUTION OF BOARD DECISIONS BY MONTH (JANUARY-DECEMBER 2017)

